




Pedestrian Entrance Control

Supply Only Products - 2021

“Evolving the way you manage your pedestrian access.”



Supply Only

Supply Only

Are you looking for a supplier of pedestrian entrance control gates and turnstiles that only supplies products, if so then why not talk to us.

We only sell via distributors and their preferred integrators, creating a network of sales, after-sales and training facilities.

Evolve operates an open book policy with its network of professional partners.

Our open protocol means end users benefit from being able to choose from a variety of local professional preferred integrators.

Our partners share our strong commitment to ensuring end users can purchase our products and parts with absolute confidence in quality, performance and support.

Support and training

We want to make sure our partners know as much about our products as our design and technical team which is why we offer our partners:-

- FREE Training;
- Sales training and support;
- Installation, Planned and reactive training;
- Installation manual of good practice;
- Installation manuals and commission sheets;

- Planned and reactive manuals and commission sheets.
- Quotation templates.
- Layout and containment drawings.

Product Development

Product development is key to our success, listening to our partners and their customer requirements helps us shape our future product innovations.

Quality Control


Manufacturing and assembly is undertaken in our own factories around the world, following strict quality control procedures.

Before leaving the manufacture plant all products are fully set up and tested to our partners specific requirements.

On arrival in the UK the products undergo a minimum 48 hour 100% duty cycle test before being finally checked and made ready for despatched.

This ensure our products meet our high quality control standards and enables our partner and their customers the opportunity to carry out their own Factory Acceptance Test (F.A.T) and receive product training.





TT300 TRIPOD TURNSTILES




Our **TT300** range of tripod turnstiles offer a compact, cost-effective, fast operating, easy to use, reliable entrance solution for internal or external use in areas where there are a large and constant flow of people.

The modular construction of the TT200 allows for the selection of different centre sections and end panels in order to meet all the aesthetic requirements demanded for today's corporate environment.

Safety

- Dynamic, electronic user protection;
- Power loss - arm automatically drops and raises by itself;
- Fire alarm input - arms automatically drops and raises by itself;
- Optional photo-cells for additional safety Detection.

“Evolving the way you manage your pedestrian access.”



PG300 PADDLE GATE



The PG300 range of both single and double paddle leafed gates provide safe, high speed, bi-directional pedestrian throughput, with an elegant and sophisticated look, essential for today's corporate environment.

Throughput speed is approximately 25~30 persons/min, but dependent on the access control system and the speed of the users.

As standard three different passage widths are available, W600, W900 and W1120mm. The W600 can be either single or double leafed and all can be installed in any combination.

Obstacle standard high and material is 900mm plexi-glass. Standard options are 1.2m plexi-glass and 1.2, 1.5, and 1.7m toughened glass. Toughened glass options can also be fitted with a laminated film.


16 detection sensors fitted as standard are used to follow the user's progression through the gate and to announce both audibly and visually the detection of unauthorised passage. The detection sensors provide safety during the opening and closing cycles.

The possibility of tailgating and collusion are reduced by the double leafed obstacle creating a narrow walkway and allowing the obstacle to open and close quickly.

“Evolving the way you manage your pedestrian access.”



RG100 RETRACTABLE GATE



Our **RG100** series of retractable leafed gates are designed to provide optimum pedestrian throughput but in an elegant, sophisticated and discreet manner, essential for today's corporate environment.

When installed in conjunction with any access control system, the gates provide a medium to high level entrance controlled solution.

Safety

- Dynamic, electronic user protection;
- Power loss - the obstacles automatically open;
- Fire alarm input - opens gates when activated;
- Optional photo-cells for additional safety detection.

Security

- Optional photocells for increased detection of tailgating and unauthorised use;

“Evolving the way you manage your pedestrian access.”



FT100 FULL HEIGHT TURNSTILE



BENEFITS

- Unmanned automatic access control equipment
- Perimeter security
- Easy-to-use and reliable security equipment
- Reduced maintenance
- Long-term investment

SECURITY

- Access control: entry, exit or bidirectional,
- Single-user throughput,
- Anti-fraud,
- Rotating obstacle: all-welded construction,
- Mechanical locking.

RELIABILITY

- Rotating obstacle, fixed obstacle and frame in galvanised steel (painted or unfinished),
- Robust mechanism,


ERGONOMICS

- Smooth and progressive movements,
- Simple operation, with user protection.


MODULARITY

- Multiple configurations of passage management: free, controlled, Locked.
- Compatible with all types of access control systems.
- 4 arm rotors (120° or 90°), single passage
- Design for external use.

“Evolving the way you manage your pedestrian access.”



SG100 SWING GATE



The **SG100** swing gate complements our range of tripod turnstiles, retractable speed and flap gates.

Providing large walkways to meet the needs of fire regulations, requirements for people with reduced mobility and large bulky items.

SECURITY

- Optional photocells allows the gate to close after a passage, reducing security breaches such as tailgating and collusion;
- Various obstacle highs up to 1500 mm;
- Standard obstacle material is plexiglass to resist attacks with hammers;
- Toughened glass option come with a laminated film.
- Electromechanical locking to withstand forced entry attempts.


SAFETY

- Optional photocell for user over 1mt provides protection during the opening and closing cycle;
- Impact safety in the opening and closing cycle of the obstacle;
- In the event of a power loss, the obstacles can be manual push in any direction;
- Fire alarm input enables immediate opening of the gate.

RELIABILITY

- MCBF of 5 million cycles;
- Extended manufactures parts warranty for low cost of ownership.

“Evolving the way you manage your pedestrian access.”



EvolveFace



EvolveFace 5 and 5T face recognition terminals with time and attendance can be used to control access to restricted areas.


The terminals are ideal for construction, manufacturing, small or large companies, food processing, education hospitals and surgeries.

The EvolveFace 5 and 5T terminals provide a simple TouchLess clocking in and our system for your employees. All they need to do is look directly into the terminal and they will be accurately verified in less than 2 second.

Whether you require a simple standalone solution or a multi-site system, we can offer the right solution to meet your site specific requirements and budget.

The terminals can hold up to 3,000 facial templates with 1 million logs, whilst remaining GDPR compliant. This is because it doesn't hold any biometric data that could be used elsewhere. A random mix of data form the users face is stored rather than a full identifiable scan.

“Evolving the way you manage your pedestrian access.”



TAILGATE DETECTION



Working in conjunction with HuperLab a world leader in intelligent video surveillance solutions, Evolve has helped to develop the 3D tailgating and two-point verification camera.

The 3D depth-sensing technology can achieve the high accuracy level to 98% with high tolerance to light and shadow changes, and the overlapping of moving objects. With greater video analytics integration and system flexibility, it is capable of deploying people counting, virtual fence, surveillance and security, and customer service improvement for retail stores, transportation, home and store security.

Tailgating Detection

Most access control systems can allow tailgating because they can't detect the number of people entering via an access point, particularly if it's a normal door. Once open

numerous amounts of people can enter the access point.

When the 3D camera receives a signal from the access control system that a person is authorised to pass through the access point, the camera will automatically create a virtual tag of the person. Any unauthorised access via a second person will trigger an alarm and notify security within seconds.

Touchless Entry

To further enhance infection control, Evolve can provide access control systems using face cameras with temperature and face mask detection.

“Evolving the way you manage your pedestrian access.”

HOW TO CONTACT US



Evolve Security Products Ltd.

Telephone:

01264 726412

Unit 4, Kenyons Yard,

Weyhill Road,

Andover,

Hampshire.

ENGLAND

SP10 3NP

Web:

www.EvolveSecurituProducts.com

Www.Facial-Recognition.co.uk

DISTRIBUTORS

North Branch

BFT Automation UK Ltd.

Units C2-C3,

The Embankment Business Park.

Vale Road,

Heaton Mersey,

Stockport.

SK4 3G6L.

Telephone:

01614 560 456

Web:

www.bftautomationuk.com

South Branch

BFT Automation (South) Ltd.

Enterprise House,

Murdock Road,

Dorcan,

Swindon.

SN3 5HY.

Telephone:

01488 674 750

Web:

www.bftautomationuk.com

Ireland Branch

BFT Automation Ltd.

Unit D3, City Link Business Park.

Old Ness Road,

Dublin 12.

Telephone:

+353 1 456 4711

Web:

www.bftautomationuk.com